




ICPNA 





Listening and Speaking activities for Young Learners

Elisa Jara Matienzo



Agenda for today:

1. Define listening and speaking.
 2. Useful listening and speaking activities for young learners.
 3. Some important considerations.
 4. Kahoot activity 😊
- 

What's listening?

1. It is an active process.
 2. It is a complex process.
 3. It is an interpretive skill.
- (Bottom-up & Top-down processes)

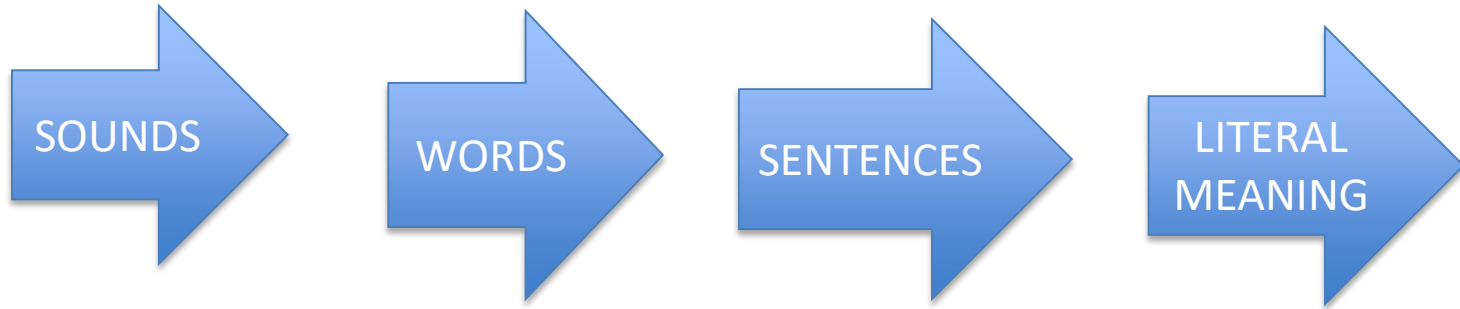




<https://www.youtube.com/watch?v=0MUsVcYhERY>

Bottom-up & Top-Down Listening

Listening from the **bottom up** means to put the smaller parts of language together to figure out what someone is saying.



Listening from the **top down** starts with schemata or background knowledge based on the context of the communication.



Let's practice 😊

Students....

Listen to a pair of words and circle if they are the same or different.

BUp

Are shown the context of an airport and predict what they might hear.

TDown

Listen to a dialog and fill in the blanks.

BUp

Listen to a conversation and describe the emotional reaction they hear: happy, sad, etc.

TDown

Listen to a conversation and choose the correct location.

TDown

Match a word they hear with its picture.

BUp

What's speaking?

1. It is an active and social process.
2. It is a complex process.
3. It demands the development of **fluency and accuracy.**



Fluency vs. Accuracy in Speaking

Fluency: With respect to speed and natural flow of the language.

Accuracy: With respect to grammar and pronunciation.

Repetition is very important for young learners. If this exercise is presented like a game, we will have our kids start to memorize new chunks and use them correctly 😊




Some listening activities

Remember to activate Ss' prior knowledge by showing pictures or realia 😊

1. Students listen and show comprehension through action:
 - Listen and point, draw, color, match, perform an action.
 - Prepare a list of commands to be followed by students (according to the topic of the unit) (TPR)
 - TPR songs and finger/hand-plays
<https://www.youtube.com/watch?v=yWirdnSDsV4> (The wheels on the bus)





TPR Drawing: Ss follow the instructions teacher gives to draw. T gives commands one at a time.

Syllable clapping: Ss chant the words while you clap them in syllables.

Minimal pairs with flashcards:

Accompany this exercise with pictures of the words.


<https://www.youtube.com/watch?v=jtsfidRg2tw>



(the McGurk effect)




Some speaking activities

Remember to take into account Ss' age and level 😊

- Repetition: Oral Drills, songs, chants, etc.
 - Questions and answers: Teacher-Students, Student to student or Students-Teacher.
 - Paraphrasing: Ss use their own words to avoid exact repetition.
 - Giving examples: Teacher elicits examples from Ss.
 - Personalizing: Teacher elicits information from Ss.
- 






Roleplays: T elicits the questions and answers and writes them as prompts for Ss to use them.

Information gaps: Ss complete the missing information or correct information that is wrong.

https://www.youtube.com/watch?v=hQct_tDh3s4 (song
what's the weather like today?)



Important considerations:

LISTENING ACTIVITIES

1. Prepare teacher talk carefully.
2. Use a variety of techniques to make listening input comprehensible.
3. Keep listening active – always give learners a listening task.
4. Check comprehension using a variety of response types.

SPEAKING ACTIVITIES

1. Build classroom routines in English.
2. Use a variety of activities to improve both accuracy and fluency.
3. Build classroom interaction by giving plenty of opportunities to participate.
4. Keep the speaking environment active – do not correct errors explicitly.

TIME TO PLAY



Please, download the app 😊

<https://play.kahoot.it/v2/?quizId=c9f059d2-e58f-4cbd-a896-415b27f1dc55>

BIBLIOGRAPHY

Joan Kang Shin and Jodi Crandall “TEACHING YOUNG LEARNERS ENGLISH”
National Geographic Learning/Heinle Cengage Learning - 2014

Linse Caroline “PRACTICAL ENGLISH LANGUAGE TEACHING YOUNG LEARNERS”
McGraw-Hill Companies, Inc., 2005

Genevieve Roth “TEACHING VERY YOUNG CHILDREN” Richmond Publishing
1998

Susan House “AN INTRODUCTION TO TEACHING ENGLISH TO CHILDREN”
Richmond Publishing 1997

Seligson Paul “HELPING STUDENTS TO SPEAK” Richmond Publishing 1997

**THANK
YOU!**



ICPNA 